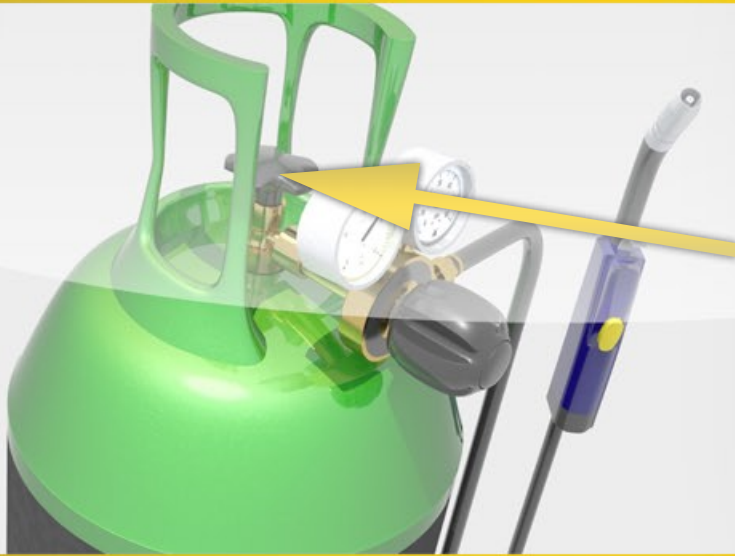
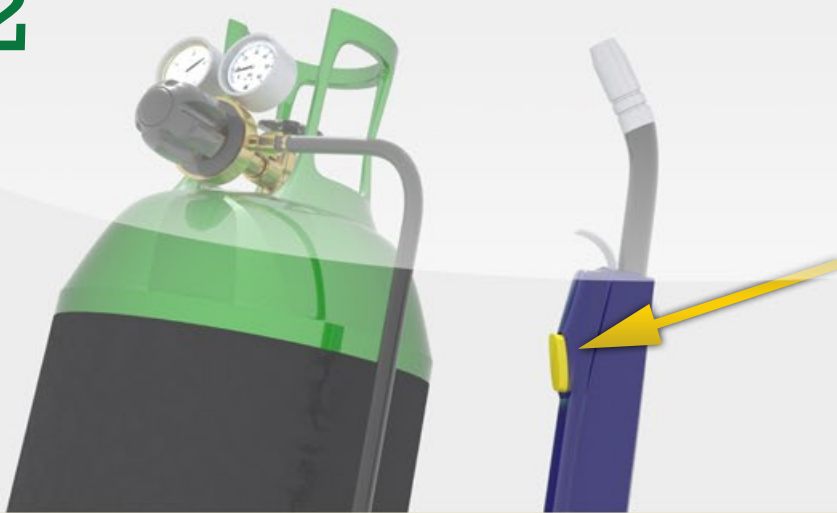


1



Turn off the gas supply on the bottle.

2



Press trigger to release pressure in the hose.

3



Remove the hose from the bottle.

4




Fit the eKonoMizer directly onto the gas bottle.

5



Attach the flow-meter to the eKonoMizer.

6



Connect the hose to the bottom of the flow-meter.

7



Turn your output pressure to 75 PSI or 5 BAR

Set your flowmeter:
Typically 6 - 11 Litres
Per Minute